

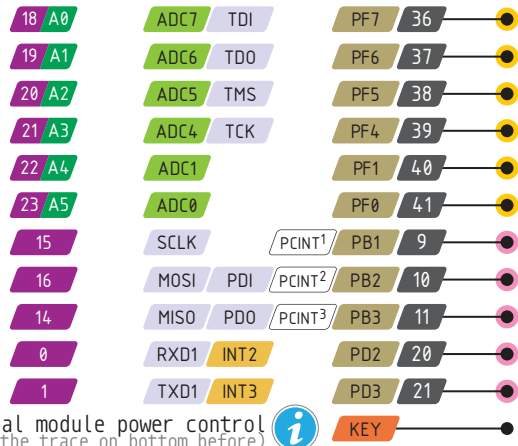
feather

32u4 FONA PINOUT

- Power
- GND
- Physical PIN
- Port PIN
- Analog PIN
- Serial PIN
- PIN Function
- Interrupt PIN
- Control PIN

- PWM Pin
- Port power group


Can't go higher than 3.3V



Manual module power control (cut the trace on bottom before)

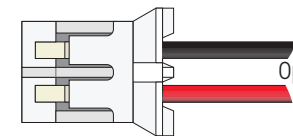
- The total current of each port power group **should not exceed** 100mA
- Absolute** MAX per pin 20mA, 10mA recommended
- Absolute** MAX 200mA for the entire package

USB JACK
Micro Type B

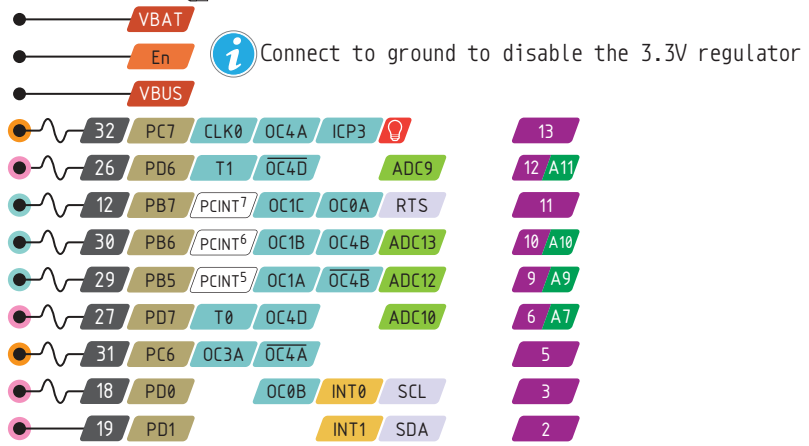


GSM Module control

25 PD4 ICP1	ADC8	4 RST
1 PE6 INT6	AIN0	7 RI
31 PC6 OC3A OC4A		5 DTR
27 PD7 T0 OC4D	ADC10	6 RTS
29 PB5 /PCINT5/ OC1A OC4B	ADC12	9 RXD
28 PB4 /PCINT4	ADC11	8 TXD



Optional Lipoly Battery



- VBUS** Connected to 5V USB Port **Absolute** MAX 500mA
- VBAT** It's the positive voltage from to JST Batt jack
- 3V3** 3V3 output from regulator **Absolute** MAX 400mA



<https://www.adafruit.com/product/3027>

